



CAMBRIDGE ENGLISH
Language Assessment
Part of the University of Cambridge

Cambridge English Young Learners

Young Learners English Tests (YLE)

Sample papers

Starters Movers Flyers



1 Volume
One

Contents

Starters

Listening	3
Marking Key	10
Tapescript	11
Reading & Writing	13
Marking Key	21
Speaking	22

Movers

Listening	25
Marking Key	32
Tapescript	33
Reading & Writing	37
Marking Key	52
Speaking	53

Flyers

Listening	57
Marking Key	65
Tapescript	66
Reading & Writing	69
Marking Key	83
Speaking	85

Introduction

Cambridge English: Young Learners is a series of fun, motivating English language tests for children in primary and lower secondary education. The tests are an excellent way for children to gain confidence and improve their English.

There are three levels:

- Cambridge English: Starters
- Cambridge English: Movers
- Cambridge English: Flyers

About these sample papers

These sample papers show you what the three tests look like. When children know what to expect in the test, they will feel more confident and prepared.

Listening sample tests

To download the Listening sample tests go to:

Cambridge English: Starters

www.cambridgeenglish.org/starters-audio-sample-v1


Cambridge English: Movers

www.cambridgeenglish.org/movers-audio-sample-v1

Cambridge English: Flyers

www.cambridgeenglish.org/flyers-audio-sample-v1

For more information about the three levels of *Cambridge English: Young Learners* and for more sample papers – go to www.cambridgeenglish.org/younglearners



Go to the **Introduction** to download the Listening sample test.

Centre Number		Candidate Number	
---------------	--	------------------	--

Cambridge Young Learners English

Starters Listening

Sample Paper



CAMBRIDGE ENGLISH
Language Assessment
Part of the University of Cambridge

There are 20 questions.



You will need coloured pens or pencils.

My name is:

Part 1

– 5 questions –

Listen and draw lines. There is one example.



Part 2

– 5 questions –

Read the question. Listen and write a name or a number.

There are two examples.



Examples

Which school does the boy go to? Hall Street School

How many football shirts does the boy want? 12

Questions

- 1 How many small shirts does the boy want?
.....

- 2 What's the teacher's name? Mr

- 3 Which class is the boy in?
.....

- 4 What's the boy's name?
.....


- 5 Where does the boy live?
..... Street

Part 3

– 5 questions –

Listen and tick (✓) the box. There is one example.

How is Bill going to his grandpa's house?



A




B



C


1 What are the new animals at the zoo?



A

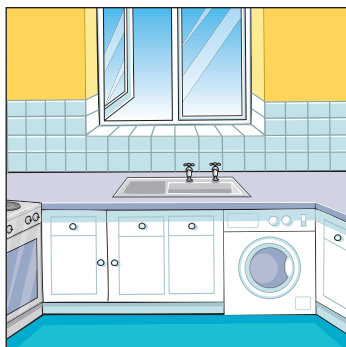


B




C


2 Where's Lucy's book?



A



B




C

3 What does Tom want for his birthday?



A




B




C


4 What can Tony do with the ball in the house?



A




B




C


5 What cake can they make today?



A



B




C

Part 4

– 5 questions –

Listen and colour. There is one example.



Starters Listening

Marking Key

- () = Acceptable extra words are placed in brackets
- / = A single slash is placed between acceptable alternative words within an answer
- // = A double slash is placed between acceptable alternative complete answers

Part 4 5 marks

- 1 Colour boat with lots of windows – blue
- 2 Colour boat next to wall, with bird on – green
- 3 Colour toy boat (with boy) – yellow
- 4 Colour boat driven by waving woman – pink
- 5 Colour boat with sun on sail – red

Part 1 5 marks

Lines should be drawn between:

- 1 Doll and under apple
- 2 Ball and between shells
- 3 Spider and on chair
- 4 Frog and in water
- 5 Radio and on girl's foot

Part 2 5 marks

- 1 11
- 2 C-R-O-S-S
- 3 8
- 4 B-E-N
- 5 W-H-I-T-E

Part 3 5 marks

- 1 A
- 2 C
- 3 B
- 4 C
- 5 C

Starters Listening

Tapescript

R = rubric **Fch** = Female child
F = Female adult **Mch** = Male child
M = Male adult

R Hello. This is the Cambridge Starters Listening test.

Look at Part One. Now look at the picture.
Listen and look. There is one example.

F Can you see the kite?

M Yes, I can.

F Good! Put the kite next to the duck.

M Next to the duck ... OK!

R Can you see the line? This is an example.

Now you listen and draw lines.

One

F Now put the doll under the apple. Can you see it?

M Yes! It's on the tree.

F Good. Put the doll under the apple.

M Right. I'm doing that now.

R **Two**

F Can you see the two shells?

M Yes, I can.

F Put the ball between them, please.

M The ball between the shells? OK.

R **Three**

M And where can I put the spider?

F Pardon?

M The spider. Can I put it on the chair?

F On the chair? Yes!

R **Four**

F That frog's got a nice face.

M Yes, it has. Can I put the frog in the water?

F Yes.

M I'm putting it in the water. It's happy there!

R **Five**

M There's a girl in this garden too!

F Yes. Can you put the radio on her foot?

M Sorry? Put the radio on the girl's foot?

F Yes. That's great! Thank you!

R Now listen to Part One again.

That is the end of Part One.

Part Two.

Look at the picture. Listen and write a name or a number. There are two examples.

M Hello.

Mch Hello. I want some new football shirts for my school, please.

M OK. What's the name of your school?

Mch It's Hall Street School.

M H-A-L-L?

Mch That's right. Hall Street School. It's new.

M And how many shirts do you want?

Mch Twelve, please.

M Twelve. That's a lot.

Mch They're for my class.

R Can you see the answers? Now you listen and write a name or a number.

One

M Do you want small shirts or big shirts?

Mch I'd like eleven small shirts, please.

M Eleven?

Mch Yes, please.

R **Two**

Mch And I'd like one big shirt for our teacher, please.

M Oh, yes. What's your teacher's name?

Mch It's Mr Cross.

M Is that C-R-O-S-S?

Mch Yes, that's right. Mr Cross is our sports teacher.

R **Three**

M And which class are you in?

Mch I'm in class 8.

M Class 8?

Mch Yes.

R **Four**

M And what's your name?

Mch It's Ben. That's B-E-N.

M Thank you, Ben.

Mch OK.

R **Five**

M And where do you live?

Mch I live in White Street.

M White Street? W-H-I-T-E?

Mch That's right.

M Thank you.

R Now listen to Part Two again.

That is the end of Part Two.

Part Three. Look at the pictures. Now listen and look. There is one example. How is Bill going to his grandpa's house?

- Fch** Where's Bill?
Mch He's going to his grandpa's house.
Fch Is he walking or riding his bike?
Mch His dad's driving him in his new car!
R **Can you see the tick? Now you listen and tick the box.**

One. What are the new animals at the zoo?

- F** There are some new animals at the zoo.
Fch What are they? Crocodiles? ... or monkeys?
F No. They're your favourite animals.
Fch Giraffes! Wow!

Two. Where's Lucy's book?

- Fch** Mum, where's my book? It isn't in my bedroom.
F Well, it's not here in the kitchen, Lucy.
Fch Oh, here it is. In the dining room.
F Oh, good.

Three. What does Tom want for his birthday?

- F** Would you like a new watch for your birthday, Tom?
Mch No, I'd like a computer, please.
F Not a guitar?
Mch No, I've got one of those.

Four. What can Tony do with the ball in the house?

- F** Don't kick the ball in the house, Tony!
Mch I'm not, Mum. I'm throwing it!
F Please don't! You can bounce it.
Mch Oh, OK.

Five. What cake can they make today?

- Fch** Can we make a banana cake or a lemon cake, Mum?
F No, sorry. Dad doesn't like them.
Fch Can we make an apple cake?
F Oh, yes! Dad likes that.

R **Now listen to Part Three again.**

That is the end of Part Three.

Part Four. Look at the picture. Listen and look. There is one example.

- Mch** There are a lot of boats in the sea!
F Yes. And there's one on the beach.
Mch On the beach?
F Yes. Colour that boat orange.
Mch Orange. OK.

R **Can you see the orange boat? This is an example. Now you listen and colour.**

One

- F** Look at that big boat.
Mch Yes, it's got lots of windows in it.
F Would you like to colour that boat?
Mch Yes, I want to colour it blue.
F Good. A blue boat with lots of windows.

R **Two**

- F** And can you see the boat next to the wall?
Mch Yes. There's a bird on that boat.
F Colour that boat green.
Mch Green?
F Yes, please.

R **Three**

- F** The people in the picture are having a nice day.
Mch Yes. Look at that boy in the water. He's got a toy boat.
F Oh yes. Have you got a yellow pencil?
Mch Yes.
F Well, colour his toy boat yellow.

R **Four**

- Mch** Right. What now?
F Look at that boat. There's a woman in it.
Mch Yes. She's waving.
F Let's colour that boat pink.
Mch Pink. OK.
F That's nice.

R **Five**

- Mch** One of the boats has got a sun on it.
F Yes, it has. Colour that boat for me now.
Mch Can I do it red?
F Yes, red for the boat with the sun on it. Thank you. It's a great picture now.

R **Now listen to Part Four again.**

That is the end of the Starters Listening test.

Centre Number		Candidate Number	
---------------	--	------------------	--

Cambridge Young Learners English

Starters

Reading & Writing

Sample Paper



CAMBRIDGE ENGLISH
Language Assessment
Part of the University of Cambridge

There are 25 questions.

You have 20 minutes.

You will need a pen or pencil.

My name is:

Part 1


– 5 questions –

Look and read. Put a tick (✓) or a cross (X) in the box.
There are two examples.

Examples



This is a jacket.



This is a lemon.



Questions


1



This is a face.




2



This is a lorry.

3




This is a robot.

4



This is a burger.

5




This is a shop.

Part 2

– 5 questions –

Look and read. Write **yes** or **no**.



Examples

The children's dad is reading. yes

There's a lamp on the cupboard. no

Questions

1 You can see a pear on the table.

2 The boy's hat is on his head.

3 There is a toy hippo in the baby's hand.

4 The window is open.


5 The father has got brown hair.

Part 3

– 5 questions –

Look at the pictures. Look at the letters. Write the words.

Example



s o f a



Questions


1



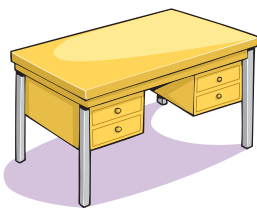


2






3





4





5





Part 4

– 5 questions –

Read this. Choose a word from the box. Write the correct word next to numbers 1–5. There is one example.

A cat



I live with Sam. My *body* and tail are black. I see with

my two green (1)

(2) and I live in Sam's (3)

I like eating meat and fish and I drink (4)

I sleep a lot in the day and I catch (5) at night.

What am I?

I am a cat.

example			
body	pen	radio	legs
garden	mice	eyes	milk



2 How many cows are there?

3 What is the dog wearing?



4 Who is smiling? the

5 What is the dog holding? a

Starters Reading & Writing

Marking Key

- () = Acceptable extra words are placed in brackets
- / = A single slash is placed between acceptable alternative words within an answer
- // = A double slash is placed between acceptable alternative complete answers

Part 4 5 marks

- 1 eyes
- 2 legs
- 3 garden
- 4 milk
- 5 mice

Part 5 5 marks

- 1 photo
- 2 5/five
- 3 glasses
- 4 (the) girl
- 5 camera

Part 1 5 marks

- 1 ✗
- 2 ✓
- 3 ✓
- 4 ✗
- 5 ✓

Part 2 5 marks

- 1 no
- 2 yes
- 3 no
- 4 no
- 5 yes

Part 3 5 marks




- 1 door
- 2 bath
- 3 desk
- 4 clock
- 5 mirror

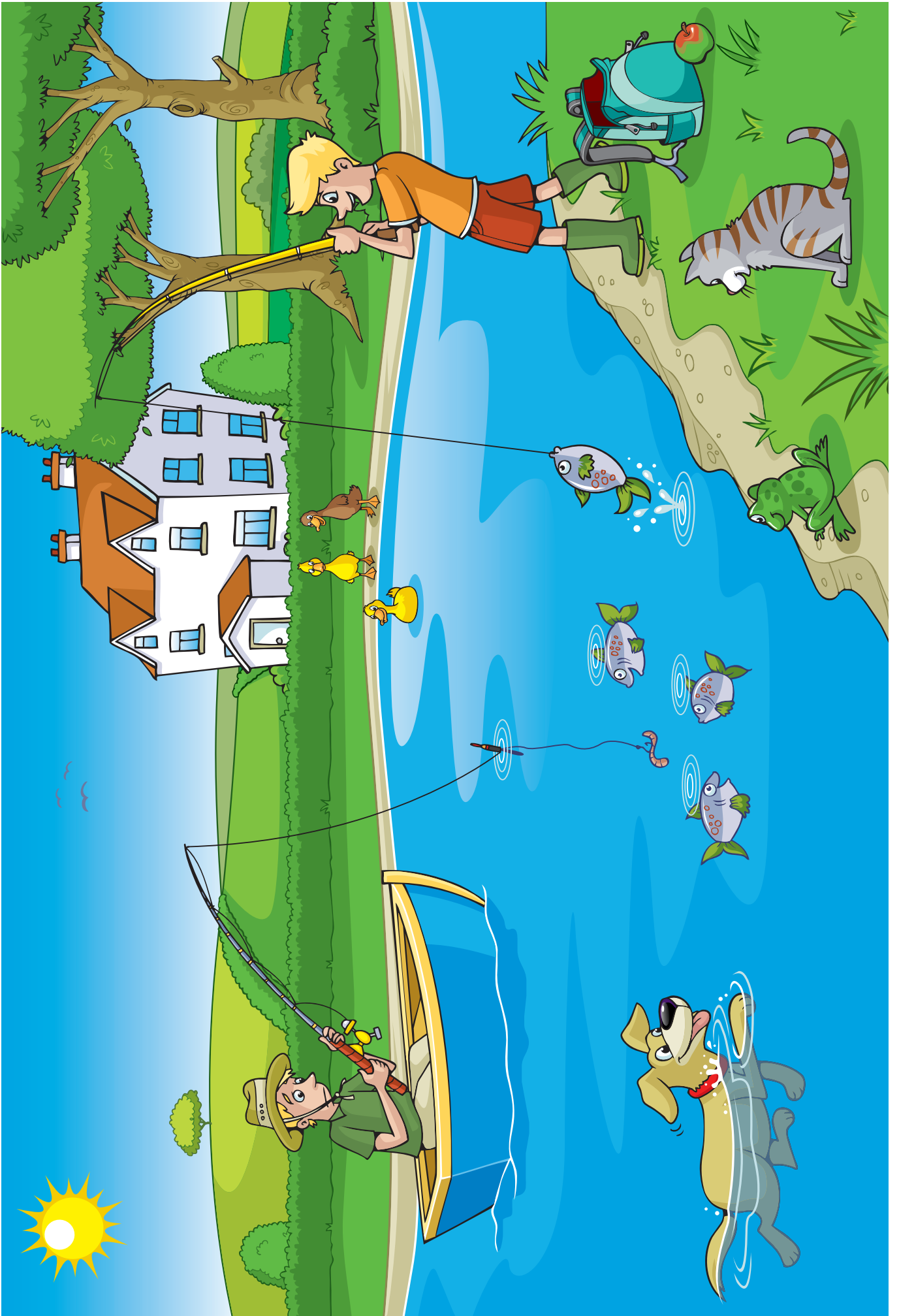
Starters Speaking

Summary of Procedures

The usher introduces the child to the examiner.

- 1 The examiner familiarises the child with the picture first and then asks the child to point out certain items on the scene picture, e.g. 'Where's the apple?'
- 2 The examiner asks the child to put object cards in various locations on the scene picture, e.g. 'Put the flower next to the house.'
- 3 The examiner asks questions about two of the people or things in the scene picture, e.g. 'What's this?' (Answer: duck) 'What colour is it?' (Answer: brown)
- 4 The examiner asks questions about the object cards, e.g. 'What are these?' (Answer: chips/fries) and 'What do you eat for lunch?'
- 5 The examiner asks questions about the child, e.g. 'Who do you play with at school?'





Go to the **Introduction** to download
the Listening sample test.

Centre Number		Candidate Number	
---------------	--	------------------	--

Cambridge Young Learners English

Movers Listening

Sample Paper



CAMBRIDGE ENGLISH
Language Assessment
Part of the University of Cambridge

There are 25 questions.

You will need coloured pens and pencils.

My name is:

Part 1

– 5 questions –

Listen and draw lines. There is one example.

Peter Mary Paul Jane


Fred Daisy Sally

The illustration shows a busy school library. Peter is on a chair reaching for a book. Mary is at a table with a stack of books, writing in a notebook. Paul is standing by a coat rack, holding a jacket. Jane is sitting on the floor reading a book. Fred is walking towards the center carrying a stack of books. Daisy is sitting at a computer desk, typing. Sally is standing and holding a piece of paper. A grey cat is sitting on the floor. Outside the window, it is raining, and a red car is parked on the street.

Part 2

– 5 questions –

Listen and write. There is one example.



Mr Mat's rabbit

- Likes drinking: carrot juice
- 1 Colour of rabbit:
- 2 Bought where: pet shop next to.....
- 3 Name of rabbit:
- 4 Lives in: Mr Mat's.....
- 5 Likes eating: Mr Mat's.....

Part 3

– 5 questions –

What did Alex do last week?

Listen and draw a line from the day to the correct picture.
There is one example.



Monday

Tuesday


Wednesday

Thursday

Friday

Saturday

Sunday



Part 4


– 5 questions –

Listen and tick (✓) the box. There is one example.

Which sport does John like?



A



B



C

1 How did Jack go to school yesterday?



A

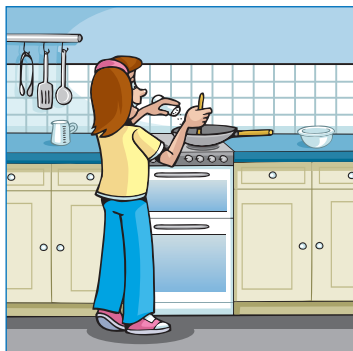


B




C

2 Where's Vicky?



A




B

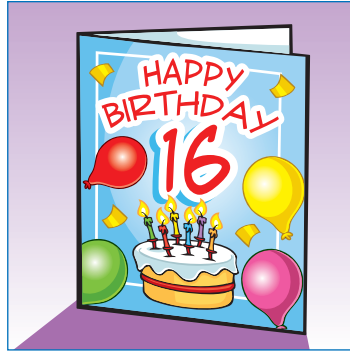


C

3 How old is Jim?



A



B



C

4 What did Nick get for his birthday?



A




B




C

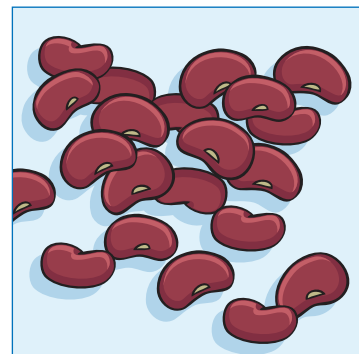
5 What's in the bowl?



A



B




C

Part 5

– 5 questions –

Listen and colour and draw. There is one example.



Movers Listening

Marking Key

- () = Acceptable extra words are placed in brackets
- / = A single slash is placed between acceptable alternative words within an answer
- // = A double slash is placed between acceptable alternative complete answers

Part 1 5 marks

Lines should be drawn between:

- 1 Fred and boy with black hair, carrying lots of books
- 2 Sally and woman working at computer, looking angry
- 3 Daisy and girl under table, sitting on floor
- 4 Peter and boy standing on chair, taking book from bookcase
- 5 Jane and girl writing, with lots of books on the table

Part 2 5 marks

- 1 grey
- 2 park
- 3 B-A-K-E-R
- 4 garden
- 5 flowers

Part 3 5 marks

Thursday	Friday (example)
Monday	Wednesday
Tuesday	Saturday

Part 4 5 marks

- 1 A
- 2 B
- 3 C
- 4 A
- 5 C

Part 5 5 marks

- 1 Colour plant with round leaves - blue
- 2 Colour box on ground - green
- 3 Colour bigger rock - red
- 4 Draw cloud in sky, above house
- 5 Colour man's hat - brown

Movers Listening

Tapescript

R = rubric **Fch = Female child**
F = Female adult **Mch = Male child**
M = Male adult

R Hello. This is the Cambridge Movers Listening test.

Look at Part One. Now look at the picture.
Listen and look.

There is one example.

Mch There's a new library in the village, Grandma!

F Is there? That's good!

Mch Yes. I went there yesterday with some of my friends from school. Look! Here's a picture.

F Let's see. Where's your friend Paul?

Mch There. He's taking his coat off next to the window.

R Can you see the line? This is an example.

Now you listen and draw lines.

One

Mch It was funny when the cat ran in. It didn't want to be outside in the rain.

F Whose is it?

Mch It's Fred's cat. He's the boy with the black hair.

F The one with all those books?

Mch Yes.

R Two

Mch Miss Dance wasn't very happy.

F Is that the woman who's working on the computer?

Mch Yes.

F What's her first name?

Mch It's Sally. She's one of Mum's friends.

F Oh!

R Three

F Who's that? The girl under the table?

Mch That's Daisy.

F But why is she sitting on the floor?

Mch Because there weren't any more chairs to sit on!

R Four

Mch And there's Peter. I think you know him.

F Oh yes! But why is he standing on that chair?

Mch He wanted a big book from the top of that bookcase.

F I see.

R Five

F And who's that?

Mch Who do you mean?

F The girl who's writing something. She's got lots of books on the table next to her.

Mch Oh, that's Jane. She's doing her homework.

F Was it difficult?

Mch Yes!

R Now listen to Part One again.

That is the end of Part One.

Part Two. Listen and look. There is one example.

Fch Mr Mat? I want to buy a rabbit for a pet.

M That's a good idea. I've got a rabbit.

Fch Have you? What does your rabbit like to drink?

M It likes drinking carrot juice.

Fch Carrot juice?

M Yes.

R Can you see the answer? Now you listen and write.

One

Fch What colour's your rabbit, Mr Mat?

M There are lots of different colours of rabbits, but mine's grey.

Fch I'd like a grey rabbit too, I think.

M Well, they've got some in town.

R Two

Fch Where did you buy your rabbit, then?

M I got it from the pet shop. Do you know it?

Fch Do you mean the pet shop next to the park?

M That's right. Next to the park. It's got a pink door.

Fch Oh, yes.

R Three

Fch What's your rabbit's name?

M It's Baker.

Fch Do you spell that B-A-Y-K-E-R?

M There's no Y in it. We spell it B-A-K-E-R.

Fch That's a funny name for a rabbit.

M Well, it's a funny rabbit!

R Four

Fch Where does it live?

M It lives in my garden. It's too big for my flat.

Fch Does your rabbit like living in your garden?

M (laughs) Oh yes! It's very happy there.

R Five

Fch But do you play with it?

M Um ... well, my children play with it more than I do.

Fch What does your rabbit like doing?
M It likes eating my flowers!
Fch What?
M Yes, eating my flowers! (laughing)
R **Now listen to Part Two again.**
That is the end of Part Two.
Part Three. Look at the pictures. What did Alex do last week? Listen and look.
There is one example.
F Did you go to your uncle's farm last week, Alex?
Mch Yes. We all went. Mum and Dad and me.
F What did you do there?
Mch Well, on Friday I went for a long walk with the sheep.
F Why?
Mch We had to take them from the top field down to the lake.
R **Can you see the line from the word Friday?**
On Friday, Alex walked with the sheep.
Now you listen and draw lines.
One
Mch On Monday, we played in my cousin's boat.
F Did you sail it?
Mch Yes, but I got very cold that day. I ran back to the farm and had a hot shower in the afternoon.
F (laughing) Oh dear!
R **Two**
F What did you do on Thursday?
Mch Um ... Thursday? ... I know. My cousin and I washed my uncle's car, then we all went to the market.
F What did you buy there?
Mch Oh ... some food for dinner.
F Oh.
R **Three**
Mch The weather was very sunny on most days.
F Yes, but it was terrible on Saturday.
Mch That's right. We played inside. We played with the puppies.
F How many have they got?
Mch There are six of them. They're very small. It was great playing with them.
R **Four**
F What about Tuesday? Did you go sailing again?
Mch No. We went out in my uncle's car again on Tuesday. We had a picnic next to a river.
F Was it good?

Mch Yes. We gave a lot of old bread to the ducks there. There were lots and lots of them.
F Lots and lots?
Mch Well ... (laughing) about ten.
R **Five**
Mch One day I wasn't well.
F Was that on Sunday?
Mch No, it was Wednesday. I had a toothache. It hurt when I ate.
F What did you do then?
Mch I read a book about dogs. I want to have one of the puppies!
R **Now listen to Part Three again.**
That is the end of Part Three.
Part Four. Look at the pictures. Listen and look.
There is one example.
Which sport does John like?
Fch Let's go for a swim today, John.
Mch I don't like swimming. How about a game of tennis? I like that ...
Fch I haven't got the right shoes ... but do you enjoy fishing? We can do that.
Mch No. I think it's boring. Sorry!
R **Can you see the tick?**
Now you listen and tick the box.
One. How did Jack go to school yesterday?
F Do you go to school on the bus, Jack?
Mch Yes, but not yesterday.
F Why? Did you go in your Dad's car?
Mch No. I rode my bike because my friends and I like doing that sometimes.
R **Two. Where's Vicky?**
Fch Where's Vicky, Grandpa?
M Vicky? She's at the cinema, I think.
Fch But her bag and jacket are here in the kitchen. Look!
M Oh, I know! She's putting the clothes on the line in the garden.
Fch OK. Thanks. I need to ask her something.
R **Three. How old is Jim?**
M How old is your son now, Anna?
F You mean Jim? He's seventeen now.
M My son's sixteen. Did you know I've got a daughter too?
F No. How old is she?
M She's twelve.
F Oh.

R Four. What did Nick get for his birthday?

F Did you have a good birthday, Nick?

Mch Yes! I had some great presents, too!

F And what did your parents give you? A new phone?

Mch No, I've got one of those. I wanted a guitar but they gave me a baseball bat.

F That's good!

Mch Yes. I needed a new one.

R Five. What's in the bowl?

Fch What's in that bowl, Dad? I can't see ... is it grapes?

M No. They're beans for dinner.

Fch I don't like those. Can we have some tomatoes?

M Not today. We haven't got any.

Fch Can we go and buy some?

M Sorry. No.

R Now listen to Part Four again.

That is the end of Part Four.

Part Five. Look at the picture. Listen and look.

There is one example.

M Would you like to colour some of this picture?

Fch Yes ... Is that kangaroo coming to help the man with his car?

M (laughs) I don't know. Would you like to colour it yellow?

Fch The kangaroo?

M Yes.

Fch OK.

R Can you see the yellow kangaroo? This is an example.

Now you listen and colour and draw.

One

Fch Can I colour one of the plants too?

M Which one? The one with the round leaves?

Fch Yes. I like the one with the round leaves the most.

M All right. Colour it blue.

Fch OK. I like that colour.

R Two

M Now, can you see the box? Colour that for me next.

Fch Do you mean the box on the ground?

M That's right. You choose the colour.

Fch Shall I do it green?

M OK.

R Three

Fch What shall I colour now?

M Um ... what about the big rock?

Fch The one behind the people?

M Yes. Colour it red.

Fch OK ... but that's a funny colour for a rock!

R Four

M Now ... Let's do some drawing.

Fch All right. I enjoy drawing. I've got my pencil. What shall I draw?

M Draw a cloud above the house. Can you do that?

Fch A cloud? Yes, that's easy.

R Five

Fch It looks very hot there. Shall I colour the man's hat?

M Yes. Do it brown please.

Fch OK. People should wear hats when it's very sunny.

M Do you do that?

Fch Yes, I always do.

M Good!

R Now listen to Part Five again.

That is the end of the Movers Listening test.

Centre Number		Candidate Number	
---------------	--	------------------	--

Cambridge Young Learners English

Movers

Reading & Writing

Sample Paper



CAMBRIDGE ENGLISH
Language Assessment
Part of the University of Cambridge

There are 40 questions.

You have 30 minutes.




You will need a pen or pencil.

My name is:

Part 1

– 6 questions –

Look and read. Choose the correct words and write them on the lines. There is one example.



Example

You can shop for food, clothes and sometimes books here.

a supermarket
.....

Questions

1 People sit inside here and watch films.

2 You can eat this food in a sandwich.

3 You can have this brown drink hot or cold.
Some people put milk in it.

4 People live here. It is smaller than a town.

5 There are always a lot of trees here.

6 This can have meat or vegetables in it
and you put it in bowls.

Part 2

– 6 questions –

Look and read. Write **yes** or **no**.



Examples

It is a windy day. yes
.....

The baby in the picture is crying. no
.....

Questions

- 1 The woman in the garden is holding a kite.

- 2 The window which is above the door is round.

- 3 The boy with the scarf has curly hair.

- 4 The man on the balcony is taller than the woman who is next to him.


- 5 The girl who is wearing a red sweater is skipping.

- 6 There are some birds on top of the house.

Part 3

– 6 questions –

Read the text and choose the best answer.



Example

Paul: Fred, whose dog is that?

- Fred:**
- A There it is.
 - B He's mine.
 - C That's new.

Questions

1 **Paul:** Is he a new pet?

- Fred:**
- A Yes, he is.
 - B Yes, he was.
 - C Yes, he can.

- 2 **Paul:** Who gave him to you?
- Fred:** A My uncle was.
 B My grandparents.
 C I gave it to my mum.
- 3 **Paul:** Where does he sleep?
- Fred:** A Every night.
 B He sleeps a lot.
 C In the garden.
- 4 **Paul:** What's his name?
- Fred:** A My name's Fred.
 B I like May.
 C It's Pat.
- 5 **Fred:** Would you like to come to the park with us?
- Paul:** A Yes, I'd like that.
 B Yes, I like her.
 C Yes, it's like a park.
- 6 **Paul:** Can I hold the dog?
- Fred:** A I held it last week.
 B OK, here you are.
 C So do I.

Part 4

– 7 questions –

Read the story. Choose a word from the box. Write the correct word next to numbers 1–6. There is one example.

My name's Daisy. Yesterday was my firstday..... in a new class at school.

In the morning I got up quickly and went to the kitchen to have my (1) My aunt Lucy was there with my mother.

'Can I come with you this morning?' my aunt said.

'Yes!' I said.

I (2) a glass of orange juice and then went to my bedroom to get dressed.

Then I picked up my new school books, and my aunt and I went out of the house.

She came with me to the (3) and then I said,

'Goodbye. See you!' and I (4) to my new classroom to see my friends.

A teacher (5) the door and came in. My aunt was with her! 'Good morning, children!' she said. 'This is Mrs Weeks, your new teacher. She's Daisy's aunt.'

I laughed. I was very (6) !

example



day




strong




playground



ran




surprised




breakfast



toothache



drank



opened

(7) Now choose the best name for the story.

Tick one box.

Daisy's new teacher

Mum comes to school

An old classroom

Part 5

– 10 questions –

Look at the pictures and read the story. Write some words to complete the sentences about the story. You can use 1, 2 or 3 words.

Jim's party



My name is Jim. It was my birthday on Saturday. I was eight. My three cousins came to see me in the morning, and in the afternoon I had a party at my house. Nine of my friends came. We played some games outside and then we went inside to have some lemonade.

Examples

Jim's birthday was on Saturday

Jim's three cousins went to see him in the morning.

Questions

- 1 There were of Jim's friends at his birthday party.
- 2 After the games, the children had in the house.



Then Mum said, ‘Go out in the garden again.’ There was a clown there! He had square glasses, yellow hair and a long green beard. He told us a story about the jungle and drew some pictures. My friends and I laughed very loudly because he was very funny. My mum was there, but I couldn’t see my dad.

We went inside and had ice cream and cake in the kitchen. Then my friends went home.

- 3 When the children went outside, they saw a
..... in the garden.
- 4 The clown had a green beard and wore some
..... which were square.
- 5 The was about the jungle.
- 6 Jim and his laughed very loudly.



I helped Mum to clean the kitchen and then we sat down and had some more cake there. 'Where's Dad?' I asked Mum. 'In the living room,' she said. I went to find Dad but I could only see the clown there. Then I looked at his face. He took off his funny beard, his hair and his glasses and smiled at me. It was Dad!

'Thank you, Dad!' I said. 'This was the best birthday present.'

7 Jim and his mother ate in the kitchen.

8 Jim's father was in the

9 The clown at Jim.

10 The clown was Jim's !


Blank Page

Part 6

– 5 questions –

Read the text. Choose the right words and write them on the lines.

Zoos



Example Most big cities in the world have a zoo. People

1 go there to see the animals, fish and birds

come from different parts of the world. A lot of people go to

zoos to see the lions and tigers or the elephants and giraffes

2

they are very beautiful.

The monkeys play a lot and children like watching

3

It is good for us to learn about our world, and

4

the animals in it, and zoos can

5

us to learn more.

Example	have	has	having
1	which	where	what
2	but	than	because
3	they	them	theirs
4	all	some	every
5	help	helping	helps

Movers Reading & Writing

Marking Key

- () = Acceptable extra words are placed in brackets
- / = A single slash is placed between acceptable alternative words within an answer
- // = A double slash is placed between acceptable alternative complete answers

Part 1 6 marks

- 1 a cinema
- 2 cheese
- 3 coffee
- 4 a village
- 5 a forest
- 6 soup

Part 2 6 marks

- 1 yes
- 2 yes
- 3 yes
- 4 no
- 5 yes
- 6 no

Part 3 6 marks

- 1 A
- 2 B
- 3 C
- 4 C
- 5 A
- 6 B

Part 4 7 marks

- 1 breakfast
- 2 drank
- 3 playground
- 4 ran
- 5 opened
- 6 surprised
- 7 Daisy's new teacher

Part 5 10 marks

- 1 9/nine
- 2 lemonade
- 3 clown
- 4 glasses
- 5 story
- 6 friends
- 7 cake
- 8 living room
- 9 smiled
- 10 dad

Part 6 5 marks



- 1 which
- 2 because
- 3 them
- 4 all
- 5 help

Movers Speaking


Summary of Procedures

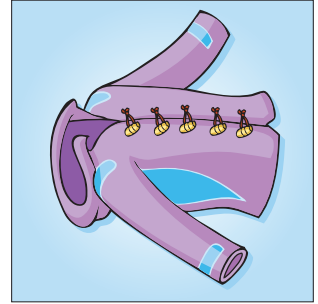

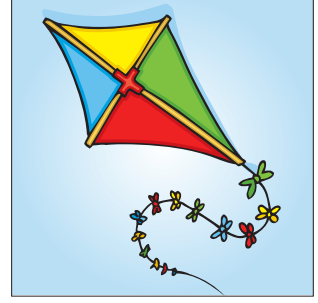






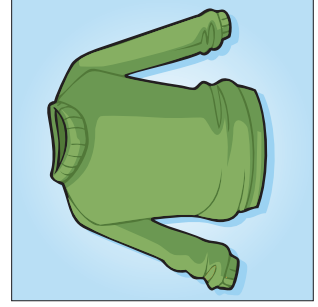

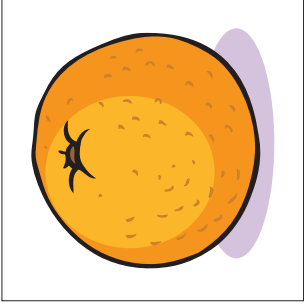
The usher introduces the child to the examiner. The examiner asks how old the child is.

- 1 The examiner asks the child to describe several differences between the two Find the Differences pictures, e.g. 'This boy has got earache, but this boy has got stomach-ache.'
- 2 The examiner tells the child the name of the story and describes the first picture, e.g. 'These pictures show a story. It's called, "The dolphin's new friend." Look at the pictures first. (Pause) Sally and Jim are on the beach with their parents. The children want to go swimming.' The examiner then asks the child to continue the story.
- 3 The examiner demonstrates how to do this task with the first set of four odd-one-out pictures and then asks the child to choose one picture in the other three sets and say which is different and why. For example, 'These animals can all fly, but this animal can't fly.'
- 4 The examiner asks questions about the child, e.g. 'What do you do with your friends at weekends?'



MOVERS SPEAKING. Find the Differences





Go to the **Introduction** to download the Listening sample test.

Centre Number		Candidate Number	
---------------	--	------------------	--

Cambridge Young Learners English

Flyers Listening

Sample Paper



CAMBRIDGE ENGLISH
Language Assessment
Part of the University of Cambridge

There are 25 questions.

You will need coloured pens or pencils.

My name is:

Part 1

– 5 questions –

Listen and draw lines. There is one example.

Sarah

William

Paul

Emma



Vicky


Michael

Richard

Part 2

– 5 questions –

Listen and write. There is one example.



Redbridge Police Station

Name: ELISSA Jones

1 **Has lost a:**

2 **Where lost:** In the.....

3 **Things inside:** books

4 **Colour:**


5 **Name inside:** Jones

Part 3

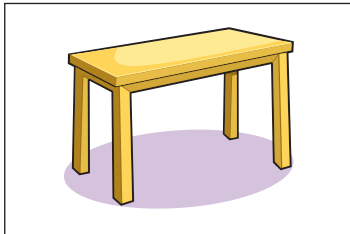
– 5 questions –

Where should these things go in the new house?


Listen and write a letter in each box. There is one example.



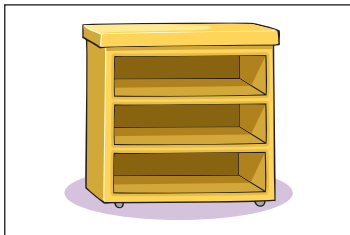
mirror




table




sofa




bookcase




painting



clock




A




B



C



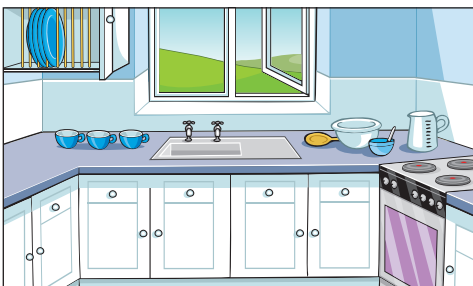
D



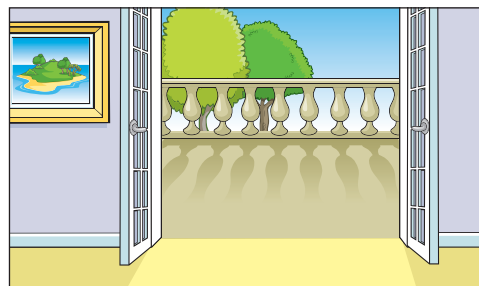
E



F



G




H

Part 4


– 5 questions –

Listen and tick (✓) the box. There is one example.


What time does the café open?



A



B



C

1 What must Harry do first?



A




B



C


2 What will Harry make for lunch?



A




B



C

3 Where should Harry go to buy the eggs?



A




B



C

4 What should Harry put on the tables?



A




B



C


5 What was the weather like yesterday?



A



B




C

Part 5

– 5 questions –

Listen and colour and draw and write. There is one example.



Flyers Listening

Marking Key

- () = Acceptable extra words are placed in brackets
- / = A single slash is placed between acceptable alternative words within an answer
- // = A double slash is placed between acceptable alternative complete answers

Part 1 5 marks

Lines should be drawn between:

- 1 William and pirate, dancing
- 2 Vicky and girl dressed as nurse, next to doctor
- 3 Sarah and girl with long, blonde hair, carrying glasses
- 4 Michael and boy with short, brown hair, sitting down
- 5 Richard and boy in shorts, waving hands

Part 2 5 marks

- 1 bag / backpack
- 2 park
- 3 history
- 4 black
- 5 A-N-D-R-E-W

Part 3 5 marks

- 1 H
- 2 C
- 3 D
- 4 E
- 5 B

Part 4 5 marks

- 1 C
- 2 B
- 3 C
- 4 A
- 5 B

Part 5 5 marks

- 1 Colour the woman's striped scarf - red
- 2 Draw and colour cloud in sky above forest - yellow
- 3 Colour the drum - green
- 4 Write 'North' above 'Castle' on the flag
- 5 Colour the swan on the river - pink

Flyers Listening

Tapescript

R = rubric	Fch = Female child
F = Female adult	Mch = Male child
M = Male adult	

R Hello. This is the Cambridge Flyers Listening test.

Part One. Listen and look. There is one example.

Mch This looks like a good party.

Fch Yes, and everyone's wearing funny clothes.

Mch Look - there's Paul!

Fch Where?

Mch There! He's got a plastic beard and he's standing next to the food.

Fch Oh yes. He looks great, doesn't he?

R Can you see the line? This is an example.

Now you listen and draw lines.

Fch Who's the pirate?

Mch There are two pirates. Which one do you mean?

Fch The one who's dancing.

Mch Oh, that's William. He's good, isn't he?

Fch Yes, he is. Can we dance too?

Mch Yes, of course, but I'm not very good.

Fch And look at that girl over there next to the doctor.

Mch The girl who's wearing a nurse's uniform? That's Vicky. It's her party. She's in my class at school.

Fch It's a very nice apartment - lots of space for a party.

Mch Yes, it is.

Oh, look! Can you see my cousin Sarah? She's got long blonde hair.

Fch Which one is she? Is she wearing a long dress?

Mch No, she's carrying some drinks.

Fch Oh, yes. Let's ask her for one.

Mch Good idea.

Fch Where's your friend Michael, then?

Mch He's over there - he's got short brown hair.

Fch Is he the boy who's eating some cake?

Mch No, he's the one who's sitting down.

Fch Who's the boy who's wearing shorts and waving his hands?

Mch Oh, that's Richard. He's great - he's going to sing later.

Fch Oh, I think I'm going to enjoy this party!

Mch Me too!

R Now listen to Part One again.

That is the end of Part One

Part Two. Listen and look. There is one example.

Fch Good morning. Is this the police station?

M Yes, can I help you?

Fch Hello. Yes, I think you can. I've lost something important.

M OK. Tell me everything and I'll write it in my book here. First, what's your name?

Fch My name's Elissa Jones. I spell my first name E-L-I-double-S-A.

R Can you see the answer? Now you listen and write.

M And what have you lost, Elissa?

Fch My bag. I carry my school things in it. My mum will be very angry with me.

M Now, do you know where you lost it?

Fch Well, I had it on the bus when I came home from school. Then I went to the park with some friends to play tennis. I left it there.

M And what was in it? For example, did you have any money in it?

Fch No, only some history books. I need them for my homework and for school. Please find it.

M What's it like? What colour is it?

Fch It's black.

M And did you have your name on it?

Fch Well, no. It was my brother's. He gave it to me when he left school so it has his name on it - on the inside. He's called Andrew - that's spelled A-N-D-R-E-W.

M That's Jones too, isn't it?

Fch Yes, it is.

M OK, well, I'm sure someone will find it and bring it in to the police station. Come again tomorrow and ask.

Fch OK, I will. Thank you very much.

R Now listen to Part Two again.

That is the end of Part Two.

Part Three. Listen and look. There is one example.

Mrs Smith is moving to a new house. Where should these things go in the new house?

M It's a lovely house, Mrs Smith. Now, where do you want me to put these things?

F Yes, it's so much bigger than our last house. Now, let's start with the mirror. I think I'd like it in the bathroom. It'll look nice there.

R Can you see the letter A? Now you listen and write a letter in each box.

M It's good that it isn't raining today, isn't it? It's always better to move house on a dry day.

F Oh yes, I agree. Now, the bookcase. My husband wants it in the living room. He has a lot of magazines, you know. He loves reading - magazines about sailing most of all.

M OK. Now what else shall I take inside?

F Well, the clock, I think. It was in the kitchen in our old house but I want it in the dining room here. There's more space for it in this house. And it's made of lovely wood so it'll look nice.

M Mm.

Do you want me to take anything upstairs?

F Oh, yes please. I'd like that table on the balcony next to the bedroom so we can have breakfast there at the weekend. There'll be lots of sun in the morning and it's so nice to have breakfast outside.

M Yes, it is.

I will need someone to help me with some of the other things.

F Yes, well that isn't a problem. Let's carry this painting into the hall. It'll look lovely at the bottom of the stairs. It's of my grandmother, you know. My grandfather painted it over fifty years ago when she was twenty-five.

M Yes, she's beautiful.

There isn't much more to move.

F No, only this sofa. But we don't need it just now so we can put it in the basement. There's lots of space down there for things that we aren't using. Let's try carrying it together.

M OK.

R Now listen to Part Three again.

That is the end of Part Three.

Part Four. Listen and look. There is one example.

What time does the café open?

F Harry, you're late. It's a quarter past nine.

Mch I'm sorry, Mrs Winter.

F If you want to help me in the café on a Saturday, you must be on time.

Mch I know the café opens at nine o'clock, Mrs Winter. But the bus was late - it didn't come until twenty to nine.

R Can you see the tick? Now you listen and tick the box.

One. What must Harry do first?

F Well, now you're here I'd like you to help me.

Mch OK, Mrs Winter. Do you want me to wash the cups and the plates?

F You can do those later. First wash the floor, then clean the windows.

Mch OK, I can do that.

R Two. What will Harry make for lunch?

Mch Shall I make the sandwiches for lunch?

F Yes, please. I've already made some soup.

Mch Will you cook some pasta today too?

F Yes, I'll cook some later.

R Three. Where should Harry go to buy the eggs?

F Harry? We haven't got any eggs. Can you go and buy some please?

Mch Do you want me to go to the supermarket?

F It's better to go to the market. The farmer brings in eggs from his farm today.

Mch OK, I'll go now.

R Four. What should Harry put on the tables?

F We need to get ready for lunch. There's already some salt and pepper on the tables but we need knives and forks too.

Mch I'll do that now. Do we need glasses?

F No, we can give them to people if they ask for juice or lemonade.

Mch OK.

R Five. What was the weather like yesterday?

F I think we'll be busier today than yesterday.

Mch It's sunny outside - lots of people are doing their shopping.

F Yes, there was too much rain yesterday so people didn't want to go out.

Mch And they said on the radio that it's going to snow tomorrow.

F Oh dear.

R Now listen to Part Four again.

That is the end of Part Four.

Part Five. Listen and look at the picture. There is one example.

M Hello, Katy. Would you like to colour this picture?

Fch Yes, please! It's a lovely castle.

M Can you see the two dogs in the picture?

Fch Yes. One of them is in the door to the castle.

M Well, can you colour that one blue?

Fch OK.

R Can you see the blue dog? This is an example.

Now you listen and colour and draw and write.

One

Fch What shall I colour now?

M Let's see. Can you see the woman?

Fch Well, there are two of them.

M Look at the woman with the striped scarf.

Fch Shall I colour it red?

M OK.

R Two

- M** Would you like to draw something now?
- Fch** Yes, please. I like drawing.
- M** Can you see the forest? Can you draw a cloud in the sky above it?
- Fch** All right.
- M** And can you make it yellow?
- Fch** Fine. I'm doing that now.
- R** **Three**
- Fch** Shall I draw something else?
- M** No, I want you to colour something now.
- Fch** What shall I colour?
- M** There are two men in the picture. One of them has got a drum. Can you colour it?
- Fch** OK, I'll make it green.
- R** **Four**
- M** Now, can you see the word 'Castle' on the flag?
- Fch** Shall I colour it?
- M** No, write 'North' above that word.
- Fch** OK.
- R** **Five**
- M** Last thing now. There are two birds in the picture.
- Fch** Yes, one of them is swimming in the river. I think it's a swan. Shall I colour it?
- M** Yes. Colour it pink.
- Fch** OK. Is that all?
- M** Yes. It looks good, doesn't it?
- R** **Now listen to Part Five again.**
- That is the end of the Flyers Listening test.**

Centre Number		Candidate Number	
---------------	--	------------------	--

Cambridge Young Learners English

Flyers

Reading & Writing

Sample Paper



CAMBRIDGE ENGLISH
Language Assessment
Part of the University of Cambridge

There are 50 questions.

You have 40 minutes.

You will need a pen or pencil.

My name is:

Blank Page

Part 1

– 10 questions –

Look and read. Choose the correct words and write them on the lines. There is one example.

an actor

a hospital

a bank

	You can go to this place if you want to watch a film.	a cinema
1	You can go to this shop to buy medicine and other things.
2	This is a place you go to if you want to catch a plane.
3	If you want to be one of these, you need to be very good at drawing or painting.
4	You usually see this inside a big tent. You might see horses, lions and elephants here.
5	This is someone who works in the theatre, in films or on TV.
6	People laugh when they see this person with his round, red nose, big feet and strange clothes.
7	An ambulance might take you here if you are very ill.
8	You go to this place if you want to get money or talk to someone about your money.
9	This person makes you better when you have a toothache.
10	This person writes in a newspaper about things that have happened.

a library

an airport

a chemist's

an artist

a secretary

a dentist

a clown

a cinema

a journalist

a mechanic

a circus

a café

Part 2

– 7 questions –

Look and read. Write **yes** or **no**.



Examples

There is a stamp on the corner of the envelope.

yes
.....

The children are running into the garden.

no
.....

Questions

- 1 All of the children are carrying rucksacks on their backs.
- 2 Through the window, you can see two swings.
- 3 The girl who is brushing her hair has got black tights.
- 4 The woman has just come into the house and
closed the door.
- 5 The umbrella that is in the bin is broken.
- 6 Outside, the sky is grey and it has begun to rain.
- 7 On the shelf that is below the picture there are
three keys.

Part 3

– 5 questions –


Tom is talking to his Uncle Harry. What does Uncle Harry say?


Read the conversation and choose the best answer.

Write a letter (A–H) for each answer.



You do not need to use all the letters. There is one example.



Example



 **Tom:** Uncle Harry, do you like being a fireman?



 **Uncle Harry:**C.....



Questions


- 1  **Tom:** What are your friends at work like?
 **Uncle Harry:**

- 2  **Tom:** Who drives the fire engine?
 **Uncle Harry:**

- 3  **Tom:** How many days do you work each week?
 **Uncle Harry:**

- 4  **Tom:** Do you prefer living at the fire station or at home?
 **Uncle Harry:**

- 5  **Tom:** Can I come and visit you at the fire station?
 **Uncle Harry:**



- A They are very nice, brave and strong.
- B We live at the fire station for four days every week, and we have to be ready to work all the time.
- C Yes I do. I love it. **(example)**
- D My friend Anna does that job.
- E Of course. Come one day next week.
- F You have a lot of friends.
- G I like being in my house best because your aunt and cousins are there.
- H I like Mondays best.

Part 4

– 6 questions –

Read the story. Choose a word from the box. Write the correct word next to numbers 1–5. There is one example.



Helen Green is a clever girl who loves school. Helen likes learning and (1) out about old things, so she was very happy when her mum said, 'Today, we are going to a place full of old things like cups, bowls, chairs, dolls and dinosaurs! Can you (2) where we are going to go?'

Helen's little sister Lucy didn't answer, but Helen shouted, 'A museum!' Mum smiled and said, 'Helen's right. Let's go!'

When they were there, Mum took the girls to the dinosaur room, but Lucy didn't want to go in. 'What's the matter? Why are you (3)?' asked Helen.

'The dinosaurs might eat me,' said Lucy and she started to cry.

'You mustn't think that,' said Helen. 'Dinosaurs have been extinct for (4)'

Lucy stopped crying because she was so surprised. She looked at her mum to see if she (5) with Helen. Then Lucy laughed, and the girls ran to look at the dinosaurs.

example

clever

yesterday

guess

finding

afraid

agreed

dangerous

forgot

seeing

centuries

(6) **Now choose the best name for this story.**

Tick one box.

The expensive bowl

Lucy learns something new

The angry dinosaur

Part 5

– 7 questions –

Look at the picture and read the story. Write some words to complete the sentences about the story. You can use 1, 2, 3 or 4 words.

A competition



My name's Richard, and I live in a small village with my older sister and my parents. My sister's name is Katy. Our village is very near a big, blue lake, and we love to go swimming in it.

Last Tuesday, my friend William came to our house and we went swimming together. When we were in the water, we saw some silver fish. Katy said, 'Look, I can swim faster than the fish!' William said, 'So can I!'

Then Katy said, 'Let's see who can swim across the lake the fastest! Let's have a race!' William likes to have competitions, and so does Katy, but I don't because I am the youngest and so I never win. I was last again. I felt tired and unhappy.

William said, 'OK. Let's have one more competition. Let's see who can jump the highest out of the water. Richard, you go first.'

I jumped up, then Katy jumped, then William. I jumped the lowest, and William jumped the highest. William shouted, 'I am the best at jumping! I am the best!' But when he was shouting, a beautiful gold fish jumped out of the water, much higher than William.

I laughed and said, 'No, William, that beautiful fish is the best!'

Examples

Richard and his family live in a *small village*

The name of Richard's *sister* is Katy.

Questions


- 1 Richard and his sister go swimming in the
.....
- 2 Richard's friend is called
- 3 There were in the water with the children.
- 4 Richard doesn't win competitions because he is
..... in the family.
- 5 When Richard finished last in the race he was
.....
- 6 The second child who jumped out of the water was
.....
- 7 When William was shouting, a beautiful fish jumped
..... than him.

Part 6

– 10 questions –

Read the text. Choose the right words and write them on the lines.

Butterflies



- Example** Butterfliesare..... beautiful insects. People enjoy looking at
- 1 butterflies because of the lovely colours on wings.
- 2 In busy cities, it is difficult butterflies to find a nice
- 3 place to live, but we can plant flowers that butterflies
- 4 in our parks and gardens. At night, or bad weather,
- 5 butterflies hide under leaves or sleep in small spaces
- 6 rocks.
- 7 Some butterflies eat one kind of plant. This is called
- 8 a 'food plant'. A butterfly's colours are the same
- 9 as its food plant, so it can hide well. This is important
- 10 animals like birds, bats and spiders eat butterflies.
- 11 You can see different kinds of butterflies at a butterfly
- 12 farm. The butterfly farmer looks after butterflies there to show them to
- 13 other people, and to sell them.
- 14 Some butterflies are big but the butterfly in the world
- 15 looks like a fly.

Example	is	are	be
1	their	every	this
2	by	off	for
3	likes	liking	like
4	during	until	past
5	before	between	down
6	only	once	ever
7	often	next	soon
8	or	because	but
9	each	another	many
10	smallest	smaller	small

Part 7

– 5 questions –

Read the email and write the missing words. Write one word on each line.



Dear David

Example

Tomorrow is my birthday.^{What}..... shall I do?

1 I'd like to go to a restaurant you and my other friends. We could have pizza and ice cream, but Mum and Dad say it's more fun to go to the park and football.

2 I think going to the restaurant is better
3
4 going to the park but I everyone to enjoy my birthday.

5 So I have decided to ask all my friends to choose. Then I can tell Mum and Dad. What you like to do tomorrow?

Please email back quickly. Thanks!

Flyers Reading & Writing

Marking Key

- () = Acceptable extra words are placed in brackets
- / = A single slash is placed between acceptable alternative words within an answer
- // = A double slash is placed between acceptable alternative complete answers

Part 1 10 marks

- 1 a chemist's
- 2 an airport
- 3 an artist
- 4 a circus
- 5 an actor
- 6 a clown
- 7 a hospital
- 8 a bank
- 9 a dentist
- 10 a journalist

Part 2 7 marks

- 1 no
- 2 yes
- 3 yes
- 4 no
- 5 yes
- 6 no
- 7 yes

Part 3 5 marks

- 1 A
- 2 D
- 3 B

- 4 G
- 5 E

Part 4 6 marks

- 1 finding
- 2 guess
- 3 afraid
- 4 centuries
- 5 agreed
- 6 Lucy learns something new

Part 5 7 marks

- 1 lake
- 2 William
- 3 fish
- 4 the youngest
- 5 tired
- 6 Katy
- 7 higher

Part 6 10 marks

- 1 their
- 2 for
- 3 like
- 4 during
- 5 between
- 6 only
- 7 often
- 8 because
- 9 many
- 10 smallest

Part 7 5 marks

- 1 with
- 2 (to) play/watch
- 3 than
- 4 want
- 5 would

Flyers Speaking

Summary of Procedures

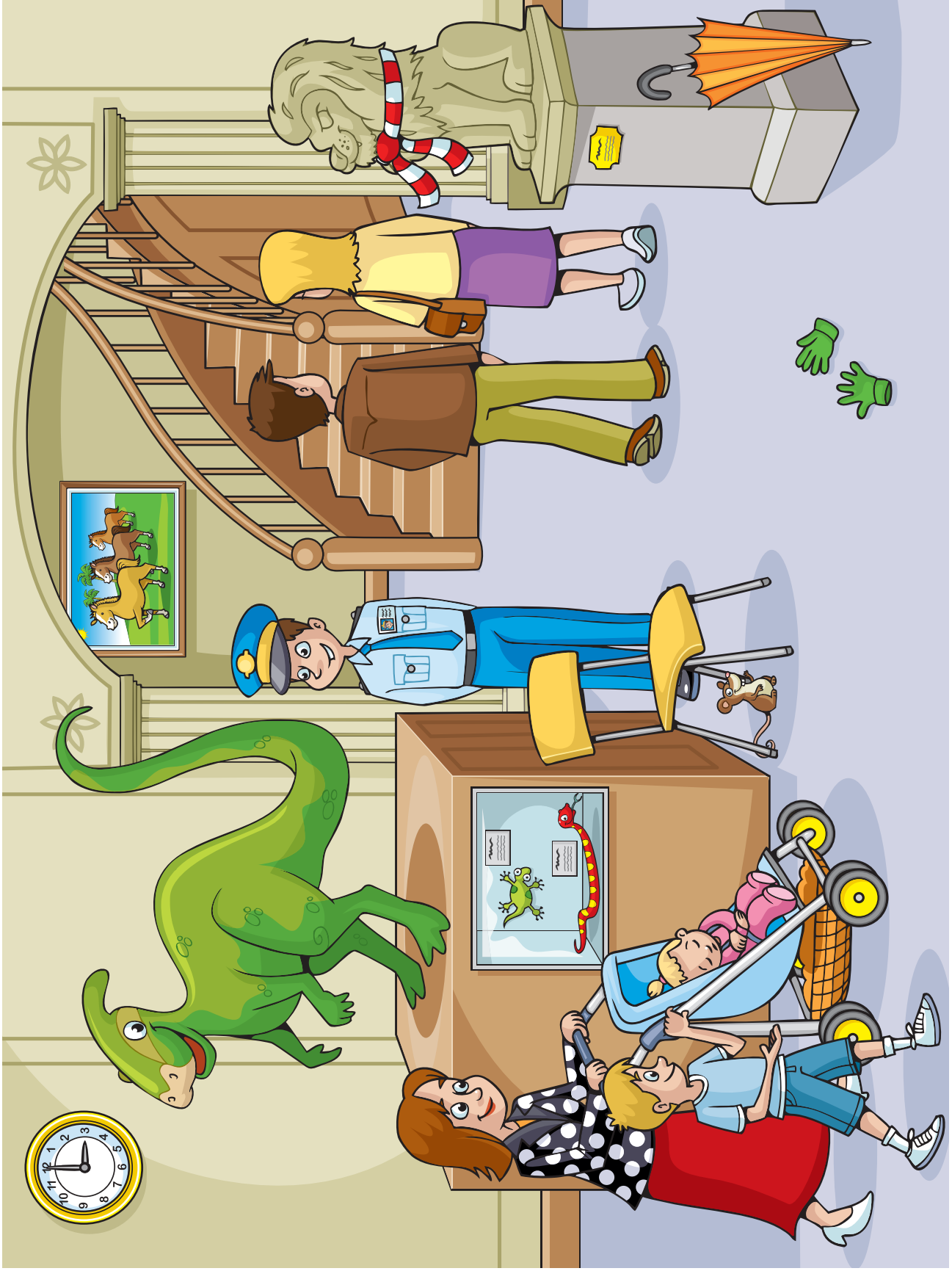
The usher introduces the child to the examiner. The examiner asks the child what his/her surname is and how old he/she is.

- 1 The examiner shows the child the candidate's copy of the Find the Differences picture. The child is initially shown the examiner's copy as well, but then encouraged to look at the candidate's copy only. The examiner then makes a series of statements about the examiner's picture and the child has to respond by making statements showing how the candidate's picture is different, e.g. (examiner) 'In my picture, a man's wearing a uniform. It's blue.' (child) 'In my picture, the man's uniform is red.'
- 2 The examiner shows the child the candidate's copy of the Information Exchange. The child is initially shown the examiner's copy as well, but then is encouraged to look at the candidate's copy only. The examiner first asks the child questions related to the information the child has, e.g. 'How old is Anna's sister?' and the child answers. The child then asks the examiner questions, e.g. 'What's Anna's brother's name?' and the examiner answers.
- 3 The examiner tells the child the name of the story and describes the first picture, e.g. 'These pictures tell a story. It's called "The new TV." Just look at the pictures first. (Pause) Tom and his dad are in a shop. Tom's dad is buying a new TV.' The examiner then asks the child to continue telling the story.
- 4 The examiner asks questions about the child, e.g. 'How many people are there in your family?'


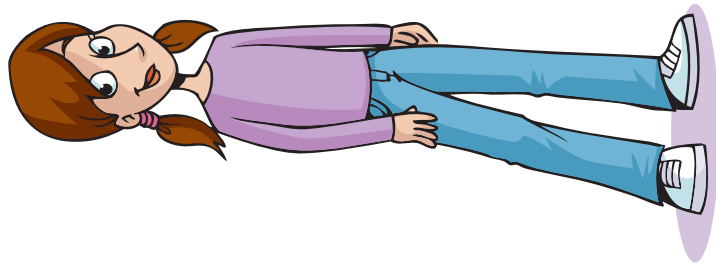
Set 2/1. Candidate's copy



FLYERS SPEAKING. Find the Differences



Set 2/2. Candidate's copy

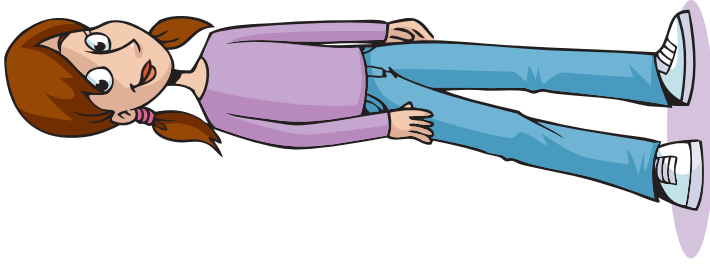


Anna's sister

Name	?
Age	?
Tall / short	?
Like doing	?
Favourite food	?

Anna's brother

Name	Michael
Age	7
Tall / short	short
Like doing	riding his bicycle
Favourite food	chocolate




Anna's sister

Name	Sally
Age	14
Tall / short	tall
Like doing	computer games
Favourite food	pizza

Anna's brother

Name	?
Age	?
Tall / short	?
Like doing	?
Favourite food	?



Cambridge English: Young Learners is at pre-A1, A1 and A2 levels of the Common European Framework of Reference for Languages (CEFR) published by the Council of Europe.

Cambridge English
Young Learners

Sample papers

Volume
1
One

Cambridge English
Language Assessment
1 Hills Road
Cambridge
CB1 2EU
United Kingdom
www.cambridgeenglish.org/help

www.cambridgeenglish.org/younglearners



CE | 2063 | 4Y01 © UCLES 2014

* 5776540043 *